

**PFI MEGA LIFE USD GLOBAL EQUITY OPPORTUNITY FUND**

**EQUITY UNIT LINK**

Bloomberg : <https://www.bloomberg.com/quote/MILMGEF:IJ>

January 31, 2022

**Investment Objectives**

Aiming to achieve risk-controlled long-term investment growth by investing in US Dollar currency in equity securities portfolios and leading equity funds that have strong fundamentals and potential for stable net profit growth.

**Investment Policy**

|                              |            |
|------------------------------|------------|
| Stocks / Equity Mutual Funds | 80% - 100% |
| Money Market                 | 0% - 20%   |

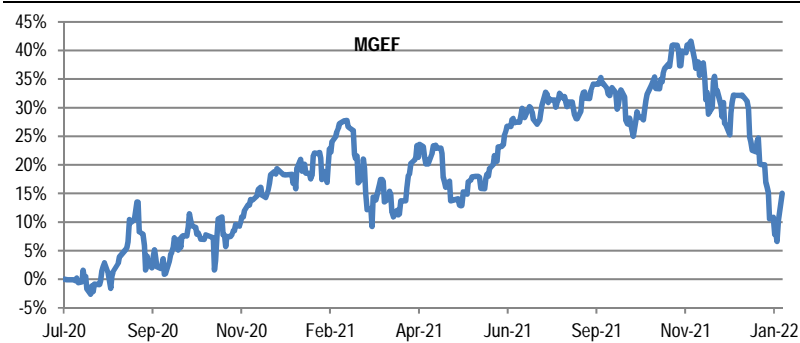
**About PFI Mega Life**

Established in 2011, PT PFI Mega Life Insurance is a newly structured joint venture life insurance company which combines the global expertise of Prudential Financial Inc with the local market network of CT Corpora. PFI Mega Life offers an array of life insurance products which cater to a wide range of customers, from large entities to individuals.

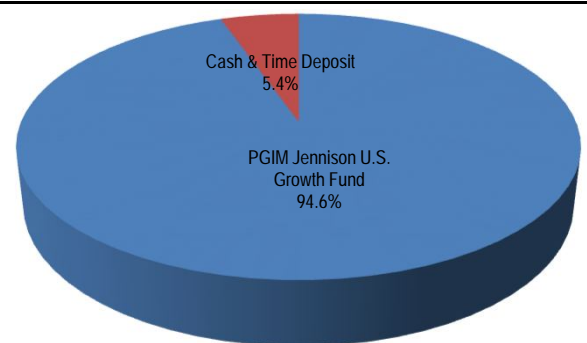
**Top Holdings in Portfolio (Alphabetical Order)**

|  |
|--|
| PGIM Jennison U.S. Growth Fund (Mutual Fund) |
| Bank CIMB Niaga (TD)                         |

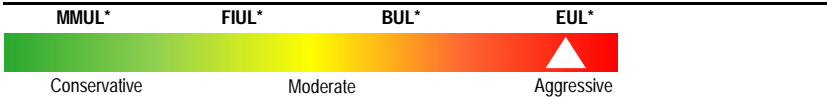
**Since Inception Performance**



**Asset Allocation**



**Risk Profile**



Money Market Unit Link (MMUL)

Fixed Income Unit Link (FIUL)

Balanced Unit Link (BUL)

Equity Unit Link (EUL)

**Unit Link Information**

|                         |              |
|-------------------------|--------------|
| Inception Date          | July 6, 2020 |
| Unit Link Type          | Equity       |
| Assets Under Management | 19,413,159   |
| Total Unit Issued       | 16,877,192   |
| Custodian Bank          | CIMB Niaga   |
| NAV / Unit              | 1.1503       |
| Currency                | USD          |
| Management Fee Max.     | 2.50% p.a.   |
| Custodian Fee Max.      | 0.25% p.a.   |

**Investment Risks**

- Risk of deteriorating economic and political conditions.
- Risk of decrease in investment value.
- Risk of liquidity.
- Risk of dissolution and liquidation.

**Historical Performance**

|  | 1 Month        | 3 Months       | 6 Months       | YTD            | 1 Year         | 3 Years     | Since Inception | 2021           |
|--|----------------|----------------|----------------|----------------|----------------|-------------|-----------------|----------------|
| <b>PML USD Global Equity Opportunity Fund (MGEF)</b> | <b>-12.99%</b> | <b>-15.94%</b> | <b>-12.42%</b> | <b>-12.99%</b> | <b>-3.26%</b>  | <b>#N/A</b> | <b>15.03%</b>   | <b>11.78%</b>  |
| <b>Benchmark*</b>                                    | <b>-8.48%</b>  | <b>-7.36%</b>  | <b>-1.80%</b>  | <b>-8.48%</b>  | <b>14.32%</b>  | <b>#N/A</b> | <b>35.94%</b>   | <b>24.30%</b>  |
| <b>Alpha</b>   | <b>-4.51%</b>  | <b>-8.58%</b>  | <b>-10.62%</b> | <b>-4.51%</b>  | <b>-17.58%</b> | <b>#N/A</b> | <b>-20.91%</b>  | <b>-12.52%</b> |

Notes: \*: Since 1/12/21 : 90% Russel 1000 Growth Idx + 10% USD 1 Mo TD Rate Avg Net; 6/7/20-30/11/21 : 95% Russel 1000 Growth Idx + 5% USD 1 Mo TD Rate Avg Net

**Disclaimer**

This report is prepared by PT PFI Mega Life Insurance for informational purposes only and can not be used or used as a basis for offering or selling. This report is based on the circumstances that have occurred and has been carefully prepared by PT PFI Mega Life Insurance even though PT PFI Mega Life Insurance does not guarantee the accuracy or completeness of the report. PT PFI Mega Life Insurance and its officers or employees shall not be liable for any direct or indirect losses arising from any use of this report. Past performance does not reflect future performance. Prospective Investors must understand the risks of investing in Unit Link (Capital Market), therefore prospective Investors must read and understand the contents of Policy/Brochure before deciding to invest.

**PT PFI MEGA LIFE INSURANCE**

Jl. T.B. Simatupang Kav. 88, Pasar Minggu, Jakarta Selatan 12520  
Phone +62 21 50812100, Fax. +62 21 50812121

